

Teile

Diverse Teile zur Strebenmontage

Diverse Teile zur Rahmenbefestigung

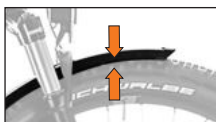


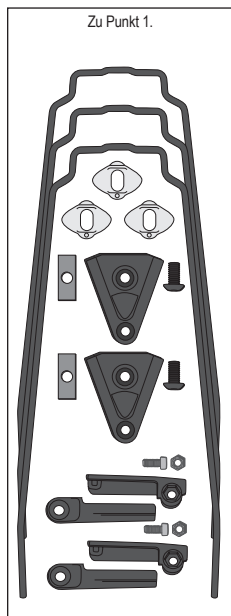
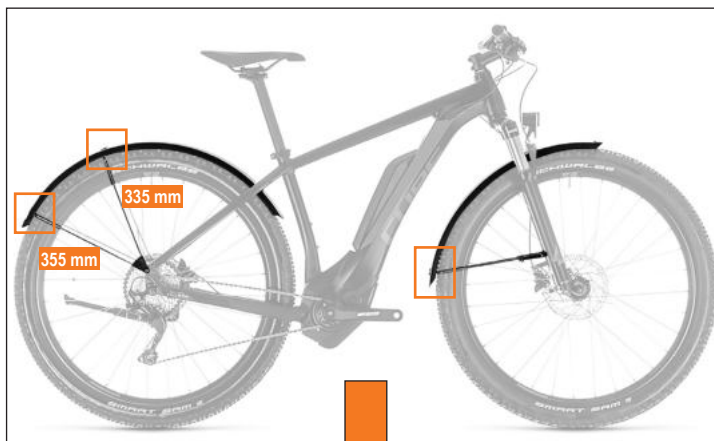
Distanzscheiben für:
 ▶ Gabeln mit Scheibenbremsen
 ▶ Befestigung Hinterradschutz
 Optional

Zu Punkt 1.

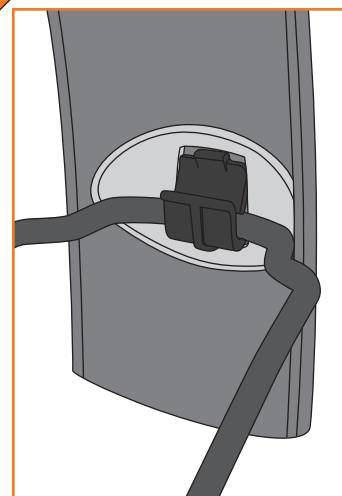
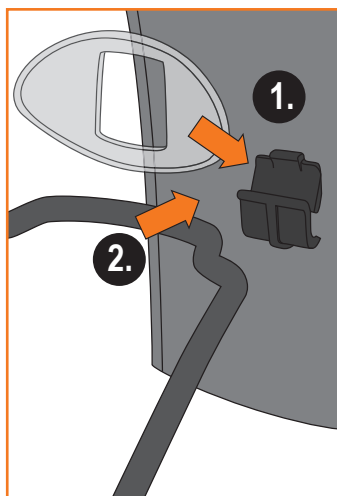
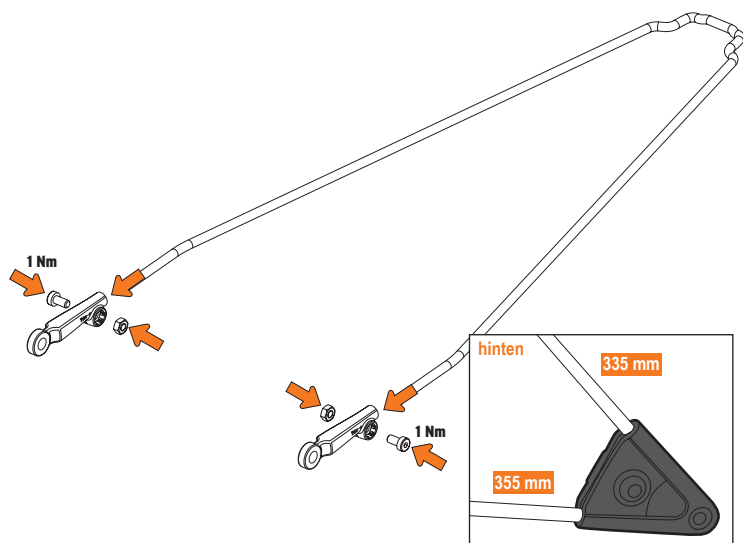
Zu Punkt 2.

Zu Punkt 3.

ACHTUNG!
 15 mm Mindestabstand zwischen Profil und Reifen einhalten.

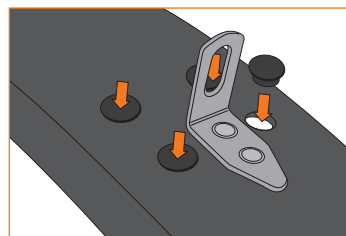


1. Strebenmontage vorne + hinten

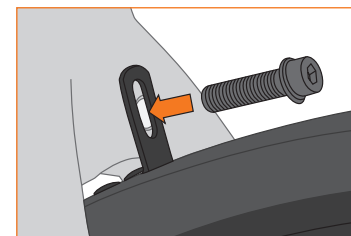


2. Rahmenbefestigung vorne

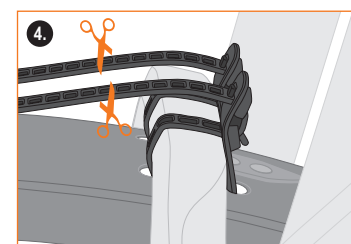
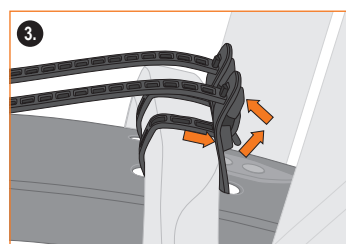
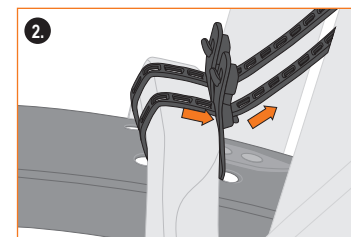
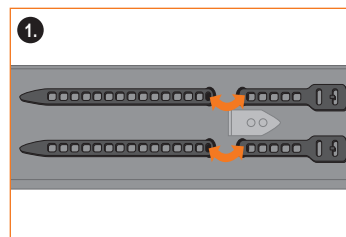
2.1 Montage-Stopfen vorne



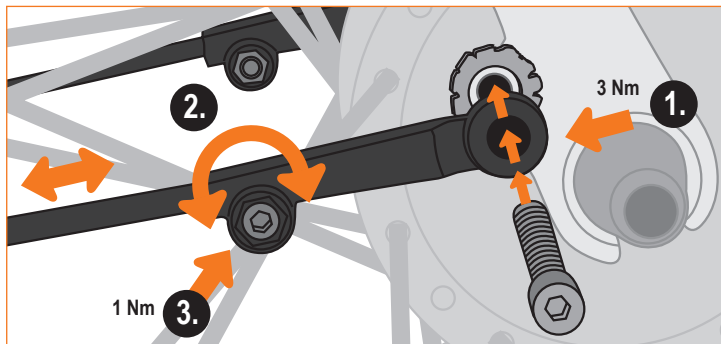
2.1.1 Winkelbefestigung vorne



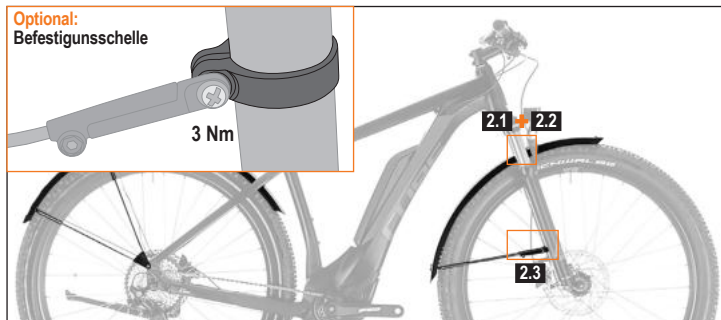
2.2 Optional . Befestigung Straps vorne



2.3 Strebenbefestigung vorne inkl. Längeneinstellung der Streben



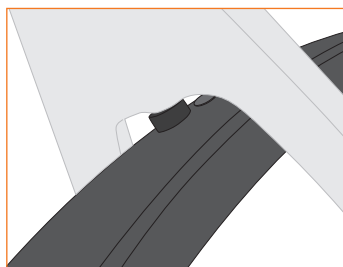
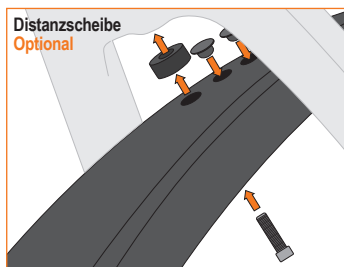
Optional:
Befestigungsschelle



3. Rahmenbefestigung hinten

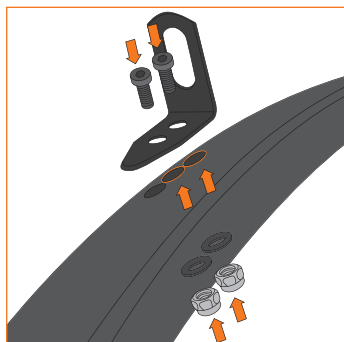
3.1 Hinterrad demontieren

3.2 Befestigung Hinterradschutz mit Schraube direkt am Rahmen bei 0° Winkel

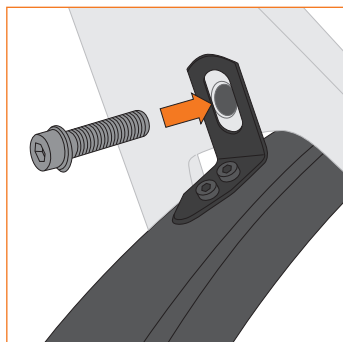


3.3 Befestigung mit Winkel bei 90°

3.3.1 Winkel anschrauben

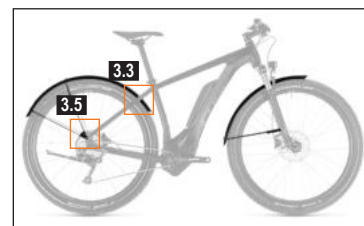
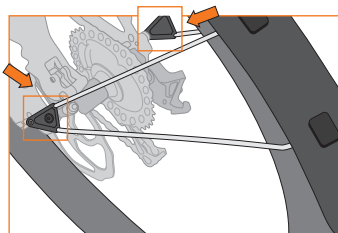


3.3.2 Radschutz anschrauben

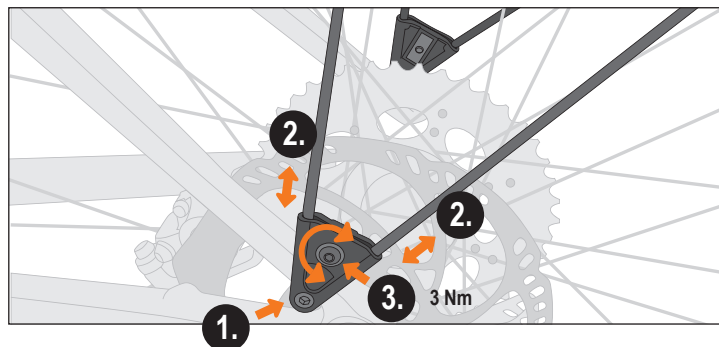


3.4 Hinterrad wieder montieren

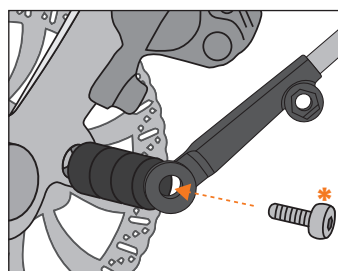
3.5 Strebenmontage hinten



3.5.1 Strebenbefestigung hinten inkl. Längeneinstellung der Streben



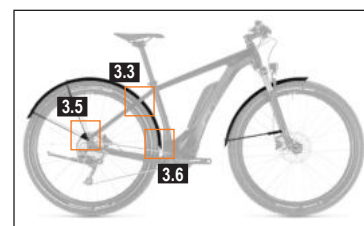
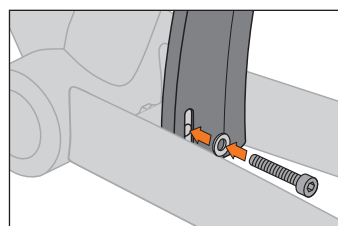
ACHTUNG OPTIONAL! Distanzscheibenmontage für Rahmen mit Scheibenbremsen



* Schraube nicht im Lieferumfang enthalten

Montagezusatz: BLUEMELS 75 U LONG

3.6 Tretlagermontage



ZUBEHÖR:



11259 Adapter für Rock Shox und Suntour

empf. VK € 2,99



11260 Adapter für Rock Shox und Suntour, gewinkelt

empf. VK € 2,99